

# Landscaping Range

Rockhampton



**masonry.**  
style and  
function


## APPLICATIONS.

Pools\*

Paths

Patios

Courtyards



# Rockpave

## Colours Available



Charcoal



Outback



Claypan

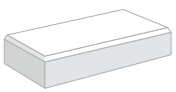


Sandstone



Beach

## Sizes



Rockpave 105

Weight (each): 2.35kg

Face area: 45.4 units per m<sup>2</sup>

Units per pallet: 800

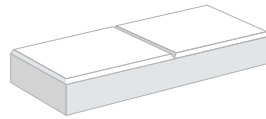


Rockpave 195

Weight (each): 6.7kg

Face area: 13.15 units per m<sup>2</sup>

Units per pallet: 288

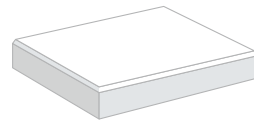


Rockpave 200

Weight (each): 9.45kg

Face area: 12.5 units per m<sup>2</sup>

Units per pallet: 180

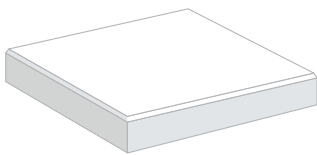


Rockpave 300

Weight (each): 9.7kg

Face area: 11.11 units per m<sup>2</sup>

Units per pallet: 192



Rockpave 400

Weight (each): 18.9kg

Face area: 6.25 units per m<sup>2</sup>

Units per pallet: 90